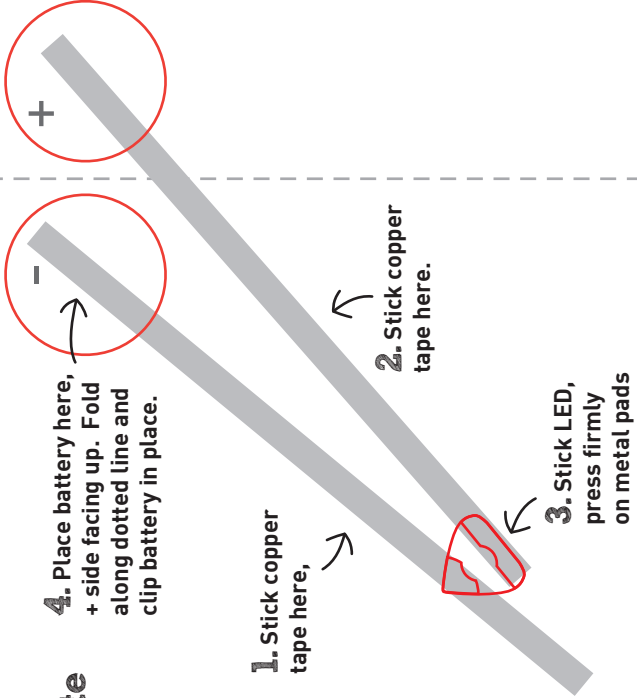


Circuit Template



4. Place battery here, + side facing up. Fold along dotted line and clip battery in place.

1. Stick copper tape here,

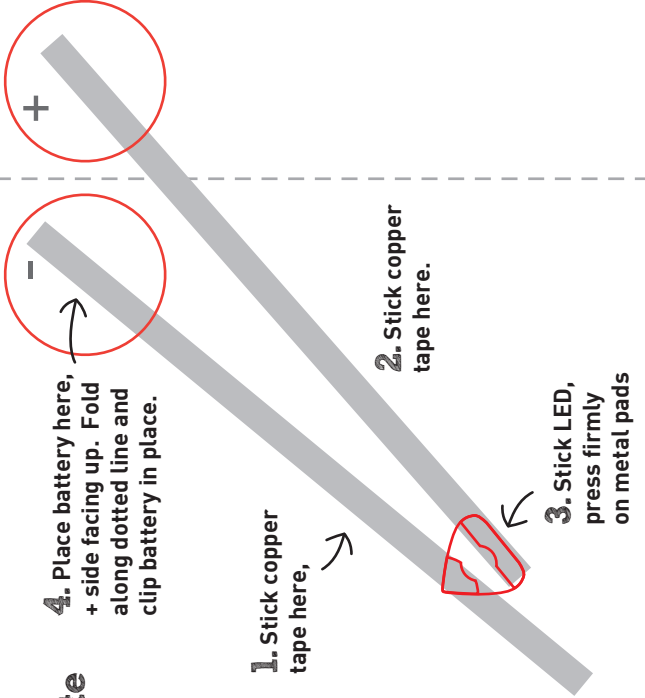
2. Stick copper tape here.

3. Stick LED, press firmly on metal pads



chibitronics.com

Circuit Template



4. Place battery here, + side facing up. Fold along dotted line and clip battery in place.

1. Stick copper tape here,

2. Stick copper tape here.

3. Stick LED, press firmly on metal pads



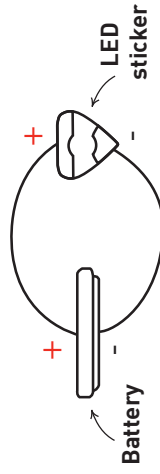
chibitronics.com

Made with ❤️ by:

Your Name

How does the circuit work?

When you connect the LED sticker to the battery in a complete loop with conductive tape like this:



power from the battery flows through the LED light, causing it to shine. This continuous loop is called a complete circuit.

Check out chibitronics.com for more circuit crafting projects!

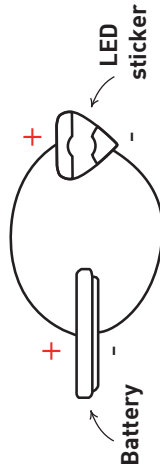


Made with ❤️ by:

Your Name

How does the circuit work?

When you connect the LED sticker to the battery in a complete loop with conductive tape like this:



power from the battery flows through the LED light, causing it to shine. This continuous loop is called a complete circuit.

Check out chibitronics.com for more circuit crafting projects!

